

SITE DATA




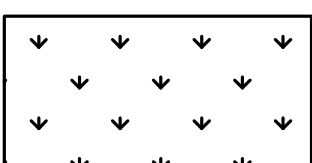
Zoning: MC - Medium-Intensity Commercial District
 Site Area: 54,303 S.F. (1.25 Acres)
 Proposed Building: 1,610 S.F.
 Building Fronts Ridge Road

Parking:
 Auto Service: 3 / Bay
 9 Parking Spaces Required
 9 Parking Spaces Provided (8 Standard & 1 Accessible)

Setbacks:
 Front: 50'
 Side: 20'
 Rear: 75'

Landscaping Buffers:
 Front: 50'
 Side: 10'

SURFACE LEGEND

-  ASPHALT PAVEMENT
-  CONCRETE SIDEWALK
-  CONCRETE PAVEMENT
-  LANDSCAPING AREA



PROPOSED DEVELOPMENT
 1045 W. RIDGE ROAD
 WEBSTER, NY 14850

Project #:
 Date:
 Expires:

Rev.	Date	Description

Project #: Webster, NY (Take 5)
 Drawn By: BJD
 Checked By:
 Issue Date: 01.12.23
 Sheet Title:

SITE PLAN - OPTION 5

SP5.0